

Cemetery
 900 N Ballard Rd
NO DOGS ALLOWED











Office
 1815 E Wisconsin Ave
 920-733-1631

Hours: Dawn to Dusk
Electric Gate at Entrance

Monday-Friday 9AM-4PM
www.stjosephcemetery.us

Cemetery Sections & Legend

- | | | | |
|----|----------|---|---|
| A | Block A | 1 | St. Francis Garden |
| AA | Block AA | 2 | Prayer & Cremation Garden |
| B | Block B | 3 | Our Lady of Guadalupe Section |
| BB | Block BB | 4 | Our Lady of Fatima (Lady of the Rosary) Section |
| C | Block C | 5 | American Legion & Civil War Veteran's Section |
| D | Block D | 6 | Resurrection Section |
| E | Block E | 7 | Holy Family Section |
| F | Block F |  | = Arch |
| G | Block G |  | = Cemetery Office |
| H | Block H |  | = Chain |
| J | Block J |  | = Chapel |
| K | Block K |  | = Crucifixion Statues |
| L | Block L |  | = Fountain |
| M | Block M |  | = Main Entrance Gate |
| N | Block N |  | = Workshop |
| O | Block O | | |
| U | Block U | | |
| Z | Block Z | | |

St. Joseph Cemetery
*"A Beautiful Place
 to Remember"*